

# Returning Home Ohio

*Georgia Supportive Housing Conference  
November 18, 2015*

*Terri Power, CSH Ohio*

The Source for  
Housing Solutions



## CSH

Our mission is to advance solutions that use housing as a platform for services to improve the lives of the most vulnerable people, maximize public resources and build healthy communities.




We envision a future in which high-quality supportive housing solutions are integrated into the way every community serves the men, women and children in most need.

**CORE VALUES: Integrity, Respect, Persistence, Making a difference**



# Returning Home Ohio - Goals



# Returning Home Ohio - Partnership



# CSH Role

- **Administer program and award grants**
- **Provide orientation, training and technical assistance**
- **Collect data**
- **Monitor occupancy and outcomes**
- **Ensure integrity and quality of programs**
- **Outreach into the prisons – assist with referrals**
- **Manage relationships of state entities**
  - Ohio Dept of Rehabilitation and Correction Administrative staff
  - Prison staff
  - Ohio Dept of Mental Health and Addiction Services

# Referral process

- **Unit Management Chief/ designee makes referral to RHO Provider via email**
- **RHO Provider responds with vacancy information**
- **Information is shared**
- **Interview**
- **Date set for admission**
- **Transportation**

# RHO Research - sample characteristics

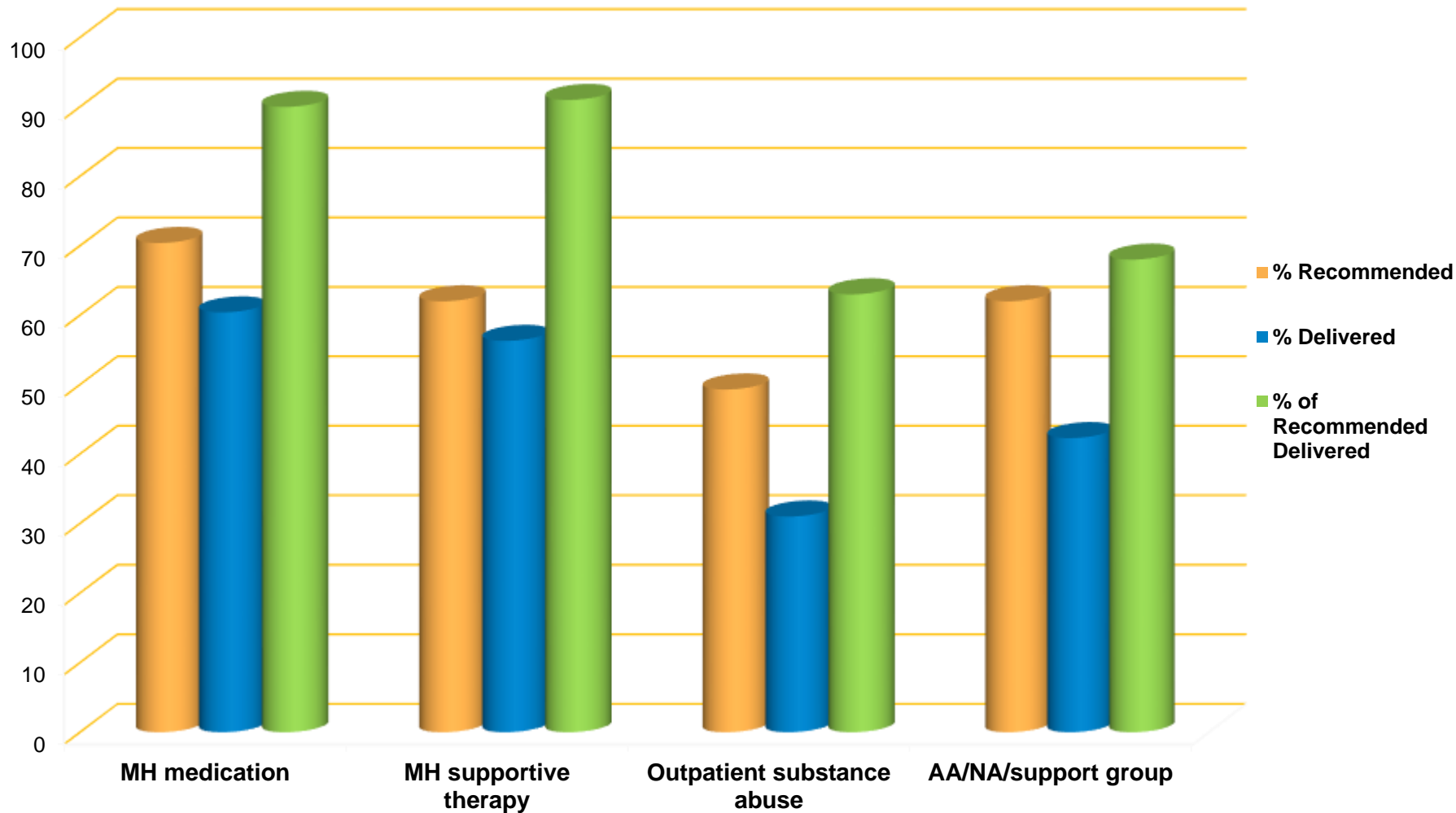
	Treatment N=121	Comparison N=118
<b>Male (percent)</b>	76.9	78.8
<b>Age at Release (years)</b>	41.6	42.4
<b>Percent White***</b>	40.5	60.2
<b>Time Served in Prison (in days)</b>	907.4	1289.7
<b>Number of Previous Incarcerations</b>	1.8	1.6
<b>Homeless at Arrest (percent)</b>	23.1	14.9
<b>Primary or Secondary Disability Is Mental Health Illness (percent)</b>	62.8	65.4
<b>Primary or Secondary Disability Is Alcohol/Drug Abuse (percent)***</b>	31.4	20.6
<b>Security Level<sup>^</sup>**</b>	2.61	2.43
<b>Risk Level at Release<sup>#</sup></b>	1.18	1.18
<b>Any Postrelease Supervision (percent)</b>	50.4	53.0

Source: Urban Institute analysis of data from ODRC.

<sup>^</sup> Security level ranges from 1 to 5, where 1 is the lowest security level and level 5 is the highest. <sup>#</sup> Risk level ranges from negative 1 (basic risk) to 8 (intensive risk), which is ODRC's classification of an inmates risk of reincarceration

Note: Independent sample t-test tests whether the difference in the means of the treatment group and the comparison group is significantly different from zero. Significance testing: \*p<0.10; \*\*p<0.05; \*\*\*p < 0.01

# RHO Research Results - six month follow-up



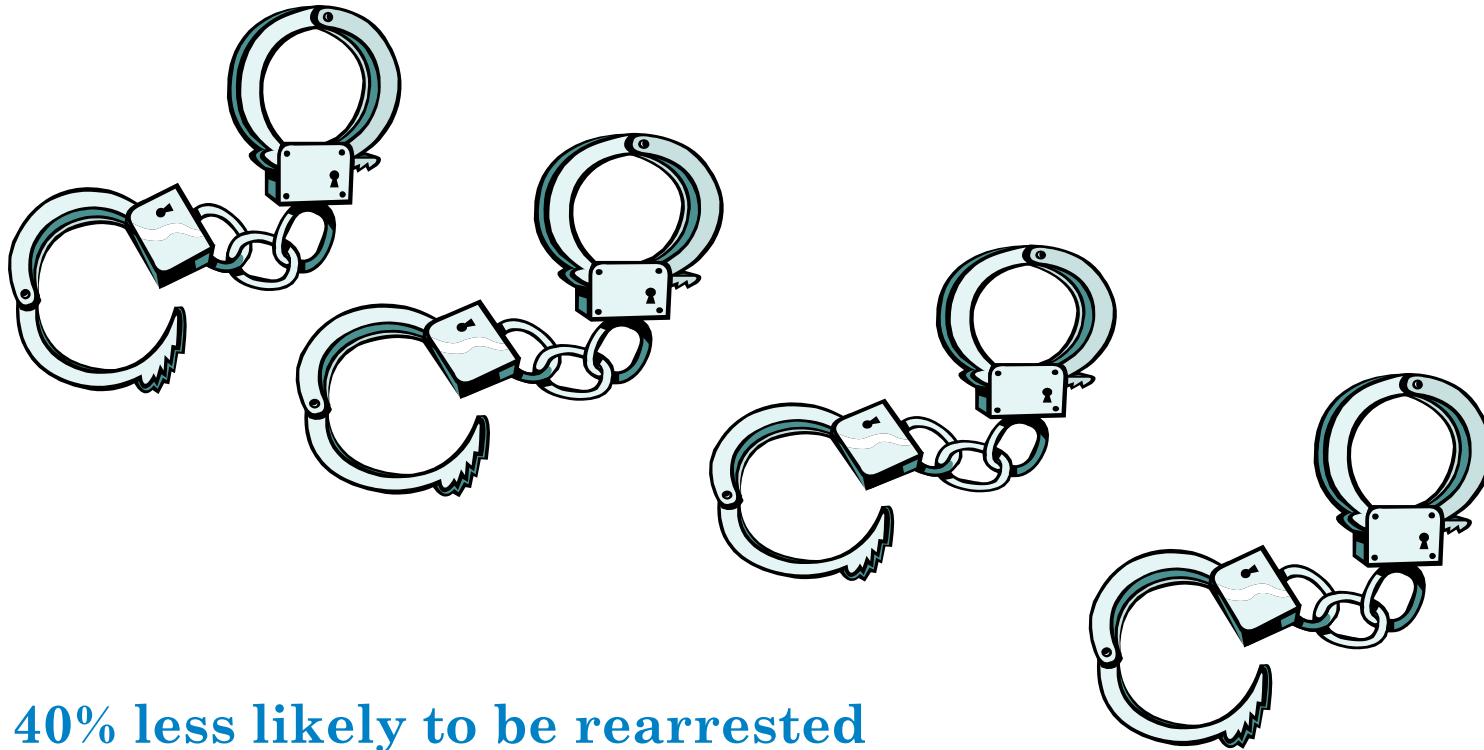


# Returning Home Ohio - Research Results



**60% less likely to recidivate back to prison**

# Returning Home Ohio - Research Results



**40% less likely to be rearrested**

**2 & 1/2 times less likely to be rearrested for  
a misdemeanor**

# Returning Home Ohio Research Results

**Rx**

**290%**  
more likely to  
receive  
outpatient  
services

**41%**  
more likely  
to receive at  
least one  
service

# Returning Home Ohio Research Results



# Returning Home Ohio Research Results

